



CITY OF ILAGAN WATER DISTRICT

2020

ANNUAL

REPORT

CONTENTS

BOARD OF DIRECTORS

- HIGHLIGHTS AND ACCOMPLISHMENTS
- 2020 BOARD RESOLUTIONS
- GROUNDBREAKING ACTIVITY OF METRO ILAGAN WATER COMPANY FOR THE BULK WATER SUPPLY WITH SYSTEM EXPANSION AND SEPTAGE MANAGEMENT SERVICES PROJECT

ADMINISTRATION & GENERAL SERVICES OFFICE

- PERSONNEL
- TRAININGS, SEMINARS & WORKSHOP
- PROJECTS/ACTIVITIES

FINANCE & COMMERCIAL DIVISION

- SERVICE CONNECTIONS
- BILLING REPORT
- FINANCIAL REPORT
- STATEMENT OF FINANCIAL POSITION
- STATEMENT OF COMPREHENSIVE INCOME
- STATEMENT OF CASH FLOWS
- STATEMENT OF CHANGES IN EQUITY

OPERATIONS & TECHNICAL DIVISION

- 2020 ACCOMPLISHMENT REPORT
- NEW SERVICE CONNECTION AND RE-OPEN CHART
- MAINTENANCE CHART
- NON-REVENUE WATER REPORT
- QUARTERLY ASSESSMENT REPORT
- PROJECT PROFILE
- ANNUAL BACTERIOLOGICAL TEST REPORT

BOARD OF DIRECTORS



JOSEPH C. PAGGAO
Chairman



EXEQUIEL T. BUMATAY
Vice Chairman



MA. KAREN B. ESTAVILLO
Secretary



ROSARIO C. MANALO
Treasurer



CATHERINE F. ARZAGA
Member

The City of Ilagan Water District (CIWD) is governed by a five-member Board of Directors who establishes the policies for the District. They came from different sectors of society representing the education, professional, women, business and the civic sector who are all appointed by the Local Chief Executive with a renewable six-year term.

A governing body that is responsible for establishing policies and programs in accordance with Presidential Decree 198 as amended. Ensuring the availability of adequate financial resources and approving annual budgets.

Implementing the policies crafted by the Board is the Management Team headed by the General Manager who is supported by two Division Managers, each heading a staff complement of dedicated professionals.

Accomplishments and Activities for 2020

A C T I V I T I E S / A C C O M P L I S H M E N T S	
REGULAR Board Meeting	10
SPECIAL Board Meeting	2
Plant Visit	21
Board Resolution Passed	27

The Board of Directors of CIWD has passed a total of Twenty seven (27) Board Resolutions for Calendar Year 2020 which has been fully implemented.

The regular board meetings are held twice a month while a Special Board meeting is called to address immediate action from the Board on a specific matter.

Aside from the meetings, the Board of Directors conduct regular plant visits to ensure that the District's mission and vision to deliver safe and potable water is realized by continuously monitoring the pumping stations, facilities as well as ongoing projects and programs.

In 2020, a total of ten (10) regular and two (2) Special Board meetings were held, and a total of twenty one (21) Plant visits were conducted by the Board of Directors.



2020 BOARD RESOLUTIONS

1	A RESOLUTION CONFORMING AND ADHERING TO THE GRANTING OF THE 2018 PERFORMANCE – BASED BONUS (PBB) TO THE CITY OF ILAGAN WATER DISTRICT (CIW D) OFFICERS AND EMPLOYEES.	23-Jan-20
2	A RESOLUTION APPROVING THE ADOPTION OF THE PERFORMANCE-BASED INCENTIVE IN THE CITY OF ILAGAN WATER DISTRICT (CIW D) BOARD OF DIRECTORS, ALLOCATING FUNDS THEREOF AND AUTHORIZING ITS RELEASE IN ACCORDANCE WITH LWUA MEMORANDUM CIRCULAR NO. 021.19.	23-Jan-20
3	A RESOLUTION APPROVING THE RELEASE OF CY 2020 CLOTHING ALLOWANCE FOR THE OFFICERS AND EMPLOYEES OF THE CITY OF ILAGAN WATER DISTRICT (CIW D) AS PER RESOLUTION NO. 15, SERIES OF 2019, AMOUNTING TO THREE HUNDRED THOUSAND PESOS (P300,000.00).	17-Mar-20
4	A RESOLUTION APPROVING THE IMPLEMENTATION OF SKELETAL WORKFORCE AND WORK FROM HOME SCHEME AS ALTERNATIVE WORK ARRANGEMENT IN THE OBSERVANCE OF SOCIAL DISTANCE POLICY AND AS PREVENTIVE HEALTH MEASURES OF THE CITY OF ILAGAN WATER DISTRICT (CIW D) PURPOSELY TO ADDRESS THE SPREAD OF COVID-19.	17-Mar-20
5	A RESOLUTION APPROVING THE PROVISION OF PERSONAL PROTECTIVE EQUIPMENT (PPE) AND FOOD SUBSIDY TO ALL CIW D PERSONNEL (ON FIELD) UNDER SKELETAL WORKFORCE IN THE IMPLEMENTATION OF ALTERNATIVE WORK ARRANGEMENTS.	17-Mar-20
6	A RESOLUTION APPEALING AND REQUESTING A THREE (3) MONTH MORATORIUM IN PAYMENT OF THE LOAN AMORTIZATION DUE TO THE DEVELOPMENT BANK OF THE PHILIPPINES (DBP) – CITY OF ILAGAN BRANCH AND TO ALLOW THE CITY OF ILAGAN WATER DISTRICT (CIW D) TO WITHDRAW THE HOLD-ON DEPOSIT UNDER DBP ACCOUNT NO. 0540-028629-530 AMOUNTING TO TWO MILLION ONE HUNDRED SIXTY THOUSAND PESOS (P2,160,000.00) PURPOSELY TO PROVIDE THE NECESSARY EMERGENCY FUNDS TO BACK-UP THE OPERATIONS OF CIW D DURING THE ENHANCED COMMUNITY QUARANTINE BROUGHT BY THE PANDEMIC COVID-19.	31-Mar-20
7	A RESOLUTION APPROVING THE IMPLEMENTATION OF CONTINGENCY MEASURES OF THE CITY OF ILAGAN WATER DISTRICT (CIW D) DURING THE OUTBREAK OF COVID-19.	31-Mar-20
8	A RESOLUTION APPEALING AND REQUESTING THE LOCAL WATER UTILITIES ADMINISTRATION (LWUA) FOR A THREE (3) MONTH MORATORIUM IN PAYMENT OF CIW D'S LOAN AMORTIZATION DUE TO LWUA PURPOSELY TO BACK-UP THE OPERATIONS OF CIW D DURING THE ENHANCED COMMUNITY QUARANTINE BROUGHT BY THE PANDEMIC COVID-19.	31-Mar-20
9	A RESOLUTION APPROVING THE ADOPTION OF COA-DBM JOINT CIRCULAR NO.1, SERIES OF 2020 OR THE INTERIM GUIDELINES GOVERNING CONTRACT OF SERVICE (COS) AND JOB ORDER (JO) WORKERS IN GOVERNMENT FOR THE DURATION OF THE STATE OF CALAMITY AND COMMUNITY QUARANTINE DUE TO THE CORONA VIRUS DISEASE (COVID-19).	31-Mar-20
10	A RESOLUTION APPROVING THE GRANT OF HAZARD PAY TO THE CITY OF ILAGAN WATER DISTRICT (CIW D) PERSONNEL UNDER THE	13-Apr-20

	SKELETAL WORKFORCE DURING THE PERIOD OF ENHANCED COMMUNITY QUARANTINE RELATIVE TO THE COVID-19 OUTBREAK.	
11	A RESOLUTION REQUESTING AVAILMENT FOR THE SIX (6) MONTH MORATORIUM IN PAYMENT OF THE LOAN AMORTIZATION DUE TO THE DEVELOPMENT BANK OF THE PHILIPPINES (DBP) TUGUEGARAO LENDING CENTER WITH ITS PRINCIPAL & INTEREST WHICH WILL BE PAYABLE IN ONE YEAR AFTER THE LIFTING OF THE ENHANCED COMMUNITY QUARANTINE (ECQ) PURPOSELY TO PROVIDE THE NECESSARY EMERGENCY FUNDS TO BACK-UP THE OPERATIONS OF CIWD DURING THE ECQ BROUGHT BY THE PANDEMIC COVID-19.	7-Apr-20
12	A RESOLUTION APPROVING THE NEW COMPOSITION OF THE BIDS AND AWARDS COMMITTEE (BAC) FOR THE CITY OF ILAGAN WATER DISTRICT (CIWD), CITY OF ILAGAN, PROVINCE OF ISABELA FOR THE YEAR 2020	6-May-20
13	A RESOLUTION APPROVING THE RELEASE OF 2020 MID-YEAR BONUS FOR FIFTY ONE (51) REGULAR EMPLOYEES OF THE CITY OF ILAGAN WATER DISTRICT (CIWD) IN THE AMOUNT OF ONE MILLION ONE HUNDRED FIFTEEN THOUSAND SIX HUNDRED THIRTY PESOS (P1,115,630.00).	21-May-20
14	A RESOLUTION AUTHORIZING THE CITY OF ILAGAN WATER DISTRICT (CIWD) THOROUGH ITS GENERAL MANAGER, ENGR. SHERWIN B. QUIJANO TO ENTER INTO MEMORANDUM OF AGREEMENT WITH THE BUREAU OF FIRE PROTECTION (BFP) IN THE CONDUCT OF WATER EXTRACTION FOR PURPOSES OTHER THAN FIRE RELATED MATTERS.	21-May-20
15	A RESOLUTION AUTHORIZING THE CITY OF ILAGAN WATER DISTRICT (CIWD) THOROUGH ITS GENERAL MANAGER, ENGR. SHERWIN B. QUIJANO TO CLOSE THE ACCOUNT AT THE PHILIPPINE NATIONAL BANK (PNB) – ILAGAN BRANCH WITH PNB ACCOUNT NO. 19-680-420003-5 AMOUNTING TO THREE HUNDRED NINETEEN THOUSAND NINE HUNDRED THREE PESOS & 38/100 (P319,903.38)	9-Jul-20
16	A RESOLUTION AUTHORIZING THE CITY OF ILAGAN WATER DISTRICT (CIWD) THOROUGH ITS GENERAL MANAGER, ENGR. SHERWIN B. QUIJANO TO OPEN A DEPOSITORY ACCOUNT AT THE LAND BANK OF THE PHILIPPINES (LBP) – ILAGAN BRANCH WITH AN INITIAL DEPOSIT AMOUNTING TO THREE HUNDRED NINETEEN THOUSAND NINE HUNDRED THREE PESOS & 38/100 (P319,903.38)	9-Jul-20
17	A RESOLUTION AUTHORIZING THE CITY OF ILAGAN WATER DISTRICT (CIWD) GENERAL MANAGER, ENGR. SHERWIN B. QUIJANO AND CIWD CASHIER RONALDO N. LACCAY AS THE CO-SIGNATORIES OF ALL CHECKS COVERING DISBURSEMENTS TO TRUST FUND WITH ACCOUNT NO. 1072-1083-17 AT THE LAND BANK OF THE PHILIPPINES (LBP) – ILAGAN BRANCH	9-Jul-20
18	A RESOLUTION ADOPTING BAC RESOLUTION NO.05, SERIES OF 2020 AUTHORIZING THE EMERGENCY PURCHASE OF SODIUM HYPOCHLORITE, LIQUID CHLORINE AS WATER DISINFECTANT TO BE USED AT LULLUTAN, DPWH AND UPPER OSMEÑA PUMPING STATION.	23-Jul-20
19	A RESOLUTION ADOPTING BAC RESOLUTION NO.03, SERIES OF 2020 AUTHORIZING THE EMERGENCY PURCHASE OF MATERIALS AND FITTINGS FOR CIWD NEW SERVICE CONNECTION AND FOR MAINTENANCE PURPOSES AMOUNTING TO FOUR HUNDRED FIFTY EIGHT THOUSAND SIX HUNDRED NINETY TWO PESOS AND 25/100 (P458,692.25)	23-Jul-20

20	A RESOLUTION ADOPTING BAC RESOLUTION NO.04, SERIES OF 2020 AUTHORIZING THE EMERGENCY PURCHASE OF MATERIALS AND FITTINGS FOR MAINTENANCE PURPOSES AND FOR NEW SERVICE CONNECTION AMOUNTING TO ONE HUNDRED SIXTY FOUR THOUSAND FIVE HUNDRED TWENTY TWO PESOS AND 50/100 (P164,522.50)	23-Jul-20
21	A RESOLUTION AUTHORIZING THE CITY OF ILAGAN WATER DISTRICT (CIWD) THOROUGH ITS GENERAL MANAGER, ENGR. SHERWIN B. QUIJANO TO AVAIL TWENTY FIVE MILLION PESOS (P25M) LOAN FROM THE LOCAL WATER UTILITIES ADMINISTRATION (LWUA)	20-Aug-20
22	A RESOLUTION AUTHORIZING THE CITY OF ILAGAN WATER DISTRICT (CIWD) THOROUGH ITS GENERAL MANAGER, ENGR. SHERWIN B. QUIJANO TO AVAIL THE 60-DAY GRACE PERIOD FOR PAYING LOANS UNDER THE BAYANIHAN ACT 2 LAW FROM THE DEVELOPMENT BANK OF THE PHILIPPINES (DBP).	21-Oct-20
23	A RESOLUTION CONCURRING TO THE GRANTING AND RELEASE OF YEAR-END BONUS FOR FY 2020 EQUIVALENT TO ONE (1) MONTH BASIC PAY AND CASH GIFT TO THE ENTITLED GOVERNMENT EMPLOYEE AS PER DEPARTMENT OF BUDGET AND MANAGEMENT (DBM) BUDGET CIRCULAR NO. 2016-4, DATED APRIL 28, 2016	17-Nov-20
24	A RESOLUTION APPROVING THE RE-ORGANIZATION OF THE BIDS AND AWARDS COMMITTEE (BAC) OF THE CITY OF ILAGAN WATER DISTRICT (CIWD)	17-Nov-20
25	A RESOLUTION APPROVING THE CITY OF ILAGAN WATER DISTRICT (CIWD) CALENDAR YEAR (CY) – 2021 CORPORATE OPERATING BUDGET AMOUNTING TO NINETY FIVE MILLION ONE HUNDRED FORTY FIVE THOUSAND THREE HUNDRED ELEVEN PESOS (95,145,311.00) SUFFICIENTLY ALLOCATED AND FUNDED FROM VARIOUS COLLECTIONS DERIVED FROM WATER SALES, RECEIVABLES DUE FROM CURRENT AND PREVIOUS YEAR ARREARS AND VARIOUS MISCELLANEOUS SERVICE REVENUE AMOUNTING TO A TOTAL PROJECTED RECEIPTS OF NINETY FIVE MILLION TWO HUNDRED EIGHTY NINE THOUSAND SEVEN HUNDRED SIXTY TWO PESOS (P95,289,762.00).	10-Dec-20
26	A RESOLUTION AUTHORIZING THE CITY OF ILAGAN WATER DISTRICT MANAGEMENT TO ENHANCE THE REWARDS AND AWARDS FOR THE INFORMANTS OF ILLEGAL ACTIVITIES TO THE CITY OF ILAGAN WATER DISTRICT	10-Dec-20
27	A RESOLUTION CONFORMING AND ADHERING THE GRANT OF SERVICE RECOGNITION INCENTIVE (SRI) FOR FY 2020	18-Dec-20

**A D M I N I S T R A T I V E &
G E N E R A L S E R V I C E S
D I V I S I O N**



One of the major divisions of CIWD is the Administrative and General Services Division. It projects an effective performance as presented, analyzed and interpreted based on the information and data gathered from 1st quarter to the last quarter of 2020. It presents the pattern in the career development and views regarding factors that have significant relation on Job performance in terms of creating job positions.

The CIWD strictly follow the staff productivity index wherein the point of reference in the increase of permanent employees is based on the ratio of one (1) permanent employee is to one hundred twenty (120) active service connections. This indicates the number of permanent employees of CIWD.

The CIWD Policy Makers has a mandate to establish policies for CIWD management oversight and assist in making decisions on major company issues. They are the key factor in the process of developing as well as enhancing different perspective in the analysis of policy making and contribute in the formulation and implementation of management policy. The Board of Directors (BOD) meeting schedules are being utilized. Regular board meetings are usually conducted twice a month and/or as the need arise. It reveals that the members are devoted in strengthening the agency's mechanism for sustainable water district.

The approved and adopted Board Resolutions derived and defined for the CIWD management is to take necessary implementations in identifying and establishing specific projects to accomplish. The data gathered implies the sequencing and scheduling of work activities to maximize efficient use of available services and assessing job performances of employees.

The report of the Administrative and General Services Division are measures linked to the procedures of leadership commitment. Full employee involvement, effective planning and sound implementation strategies are elements of an excellent performance measurement and positive management effort of the CIWD.

Recognizing the Merit Selection Process (MSP) and the Equal Employment Opportunity Principle (EEO), the selection of employees shall be based on their relative qualifications and competence to perform the duties and responsibilities of the position. In the Pursuit, the agency EEO aims to provide policies and procedures which are responsive to the human resource actions requirements of the Civil Service Commission which will ensure fairness, uniformity and consistency in the selection and promotion of the most qualified candidates to the different positions in the CIWD, either in career and non-career service in all levels. Equal opportunities shall be created to all qualified men and women to CIWD.

Benefits to employees are amongst the significant activities of the agency in order to boost employee's morale and attain maximum productivity. The data also implies that CIWD employees were recognized by the management for exemplary work by reward system. The effectiveness of management inferred positive results in achieving feeling of partnership and sense of belonging.



Constant coaching and counseling on career development behavior of employees as well as productivity develops an excellent performance in an organization. This performance should also be focused in the organization's commitment to internal and extend customer satisfaction and develop strong and effective internal team.

The Administrative and General Services Division provided a constructive report as an indicative in the commitment to stream line the personnel management of CIW D.

At present, CIW D continuously exert efforts to support its personnel's improvement and assist in each professional growth to promote employees' excellence in our agency and be an effective public service delivery.

HUMAN RESOURCE SECTION

January 2020: CIW D was in transition period due to the newly appointed General Manager, Engr. Sherwin B. Quijano.

It was indeed a challenging year to all especially that from March 2020 and onwards, various Presidential proclamations, memorandum circulars, orders and city ordinances circulated as a tool/guide in the government service in the performance of duty during the declaration of national state of emergency due to the pandemic, COVID-19.

January 02, 2020	Confirmed Appointment of Engr. Sherwin B. Quijano;
January 2-15, 2020	Preparation of Job Order (JO) contracts;
January 16, 2020	Confirmed appointments of: Ma. Josefina B. Gonzalvo – Sr. Corporate Budget Analyst; Arnold T. Salmos – Water Resources Facilities Operator A; Reynie S. Abad – Water/Sewerage Maintenance Man B;
January 27, 2020	Publication of vacant positions: 2-Water/Sewerage Maintenance Man C; 1-Water Resources Facilities Operator B; and 1-Water Resources Facilities Tender A.

To maximize the capabilities, professional growth and development of the CIWD employees, they attended various webinars on 2020:

PARTICIPANTS	PARTICULARS	DATE
Paulina C. Elepanio	1 st Regional HR Virtual Forum on Alternative Work Assignment	July 7, 2020
Engr. Jose T. Galacinao Engr. Ronald M. Balayan Engr. David D. Soriano Moises P. Pascual Cheryll Ann P. Razon Ronaldo S. Velasco	Water Consult	September 2020
Ruth Joie C. Alcantara	PAG-IBIG fund Coordinator Virtual Forum	September 9, 2020
Norma O. Garrido Maria Josefina B. Gonzalvo	GSIS-AAO/ERF Handlers Training	September 23, 2020
Dir. Catherine F. Arzaga Engr. Jose T. Galacinao Engr. Ronald M. Balayan Engr. David D. Soriano Ma. Josefina B. Gonzalvo Arnold T. Salmos Moises P. Pascual Theodore Aguinaldo Romeo N. Aguilar Cheryll Ann P. Razon Cherry P. Guibao Ruth Joie C. Alcantara Ronaldo S. Velasco	Updated Implementing Rules & Regulations (IRR) of R.A. 9184 by DBM	November 18, 2020
Engr. Jose T. Galacinao Engr. Ronald M. Balayan Engr. David D. Soriano Arnold T. Salmos Moises P. Pascual Cheryll Ann P. Razon Cherry P. Guibao Ronaldo S. Velasco	NRW Equipment, Guide to Automatic Control Valves & Meter Sizing by; AJA Marketplace	November 19, 2020
19 participants from the Operations & Technical Division	TESDA Scholarship - Plumbing	November 21, 2020
Cheryll Ann P. Razon Mary Joy D. Maramag	Freedom of Information Summit "Commit, Response, Revolutionize: Delivering the right information in the time of the pandemic" by: Presidential Communications Operations Office	November 23-24, 2020
Macky L. Pua	Basic Training Course for Pollution Control Officer by: Water Environment Association of the Philippines (WEAP)	December 7-11, 2020

PROJECTS/PROGRAM /ACTIVITIES

DATE	PROJECT/PROGRAM /ACTIVITY NAME
January – December 2020	GENDER & DEVELOPMENT PROGRAM Information Dissemination/advisory on water interruption and water rationing to the affected and water rationing to the affected area
January – December 2020	Health and Wellness Program – in compliance to IATF's National Health protocols against COVID-19
January – December 2020	Submission of Microbiological Test & Physical & Chemical Analysis
January – December 2020	Submission of CSC – Report on Appointment Issued (RAI)/Database of Individual Barred from Entering Service & Taking C.S. Exam (DIBAR) & Original Appointment & CIWD SALN
January – December 2020	Submission of Financial Reports Monthly Data Sheet (MDS), Balance Sheet, Income Statement & Cash Flow Statement, Report on Salaries & Allowances Governing Board & Principal Officers) Ageing of Cash Advances, Annual Procurement Plan 2019, Corporate Operating Budget 2019, Results Bacteriological Test (water) & physical & chemical analysis
February 14, 2020	G.A.D. Program /Spiritual & Moral Recovery Enhancement Program & Salo Salo Together
February 18, 2020	Benchmarking and Site visit at Metro Tuguegarao Water District, Tuguegarao City, Cagayan
February 27, 2020	Contract Signing and Groundbreaking for the City of Ilagan Bulk Water Supply and Sanitation Project
March 9 -13, 2020	Showed support to the conducted National Festival of Talents (NFOT)

Due to the circumstances of social distancing and lockdowns brought about the COVID 19 pandemic, most of the activities of 2020 was put on hold and cancelled. Before the pandemic, CIWD participated on some activities on the First Quarter of 2020.

GENERAL SERVICES:

In the year 2020, the Division as incurred a total of P8,509,300.28 for overall purchases to support the agency's programs and projects for the year. The quarterly breakdown as follows:

- Acquisition of material and fittings, construction materials, machineries and equipment for 2020 (CAPEX)

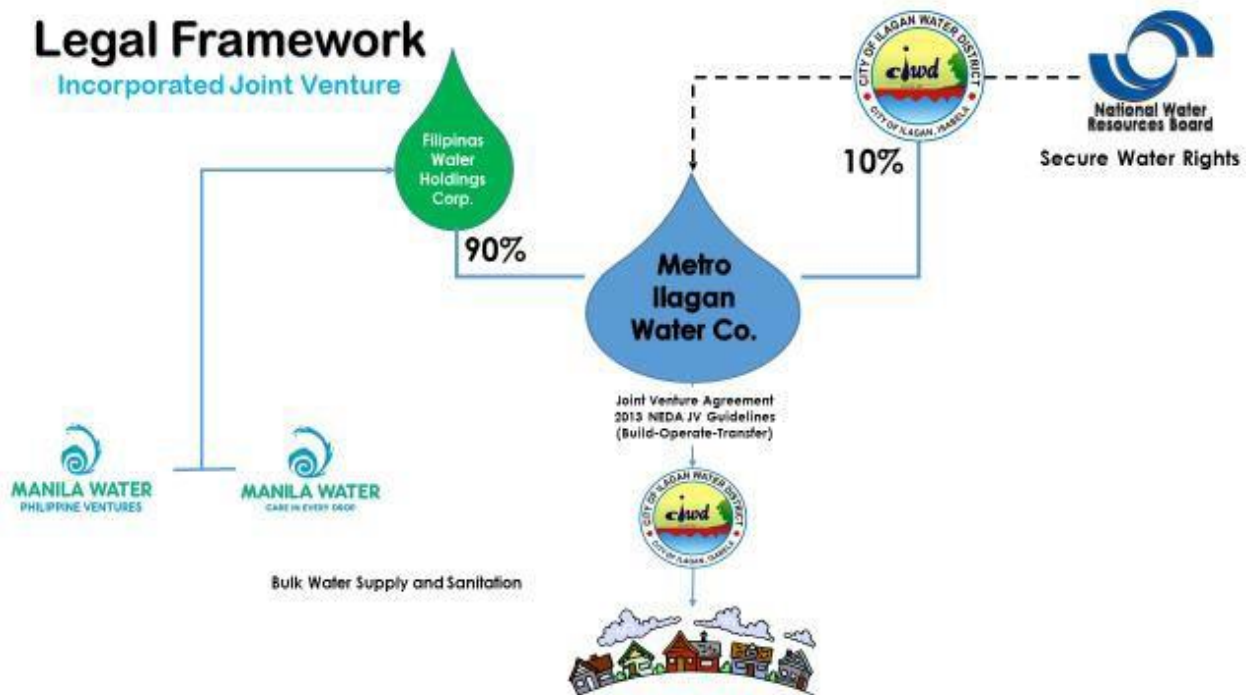
First Quarter	1,231,258.25
Second Quarter	895,210.00
Third Quarter	2,398,435.75
Fourth Quarter	975,998.75

- Acquisition of construction materials, plant materials for operation supplies and other supplies for repair and maintenance

First Quarter	1,038,817.92
Second Quarter	499,113.80
Third Quarter	994,932.53
Fourth Quarter	475,533.28


GROUNDBREAKING ACTIVITY
of METRO ILAGAN WATER COMPANY for the
BULK WATER SUPPLY WITH SYSTEM EXPANSION AND
SEPTAGE MANAGEMENT SERVICES PROJECT FOR THE
CITY OF ILAGAN

The City of Ilagan Water District (CIWD) has been contending with water quality deficiencies in most of its water resources. Pooling of resources and expertise between government and private sector is being encouraged through Joint Venture as a viable, efficient and practical alternative in pursuing the development goals of the district.



The groundbreaking ceremony for the Metro Ilagan Water Company on the Bulk Water Supply with System Expansion and Septage Management Services for Calamagui 1st, City of Ilagan, Province of Cagayan took place on February 27, 2020 at 10:00 o'clock in the morning.

Lullutan Bridge



Arrival of the distinguished guests and visitors:

CIWD Division Heads with Board of Director Vice-Chairman Exequiel T. Bumatay, the ever-supportive City General Services Officer M.r. Ricky Laggui and CIWD General Manager, Engr. Sherwin B. Quijano.

With then City of Ilagan Vice Mayor Kyrill

"It" Bello with M.s. M. Elaine Quinto



the core of Manila Water Philippine Ventures, Inc., who attended the groundbreaking activity:

- M.s. MAIDYLYNN JOY TO DO GROUP Director for Subsidiary Operations
- Engr. CHRISTIAN M.H. C. MARCO Head of North Luzon Regional Business Cluster; and
- Engr. CHRISTIAN BYRON M.N. VILLAMOR-Project Manager, Metro Ilagan Water Company, Inc.



The crowd..

The barangay folks, nearby community personnel and other visitors who yearns to witness the ceremony and patiently waited to see the City Mayor himself, Mayor Josemarie "Jay" Diaz.



The father of the city arrives! Hon.
City Mayor Josemarie "Jay" L. Diaz.





G M Quijano welcomes the
ever supportive City Mayor
JOSEMARIE "JAY" L. DIAZ



The City Mayor Josemarie L. Diaz with Manila Water Philippine Ventures, Inc. team ...

The activity started with a doxology led by M s. Michelle Andres and accompanied by M s. Mila Goyagoy, Organist.



A brief background on the forthcoming project was shared by M s. MAIDYLYNNE QUINTO, the Group Director for Subsidiary Operations - Manila Water Philippine Ventures, Inc.;

Warm words of welcome and message of inspiration
from the General Manager of the City of Ilagan Water
District, Engr SHERWIN B. QUIJANO



Words of wisdom from the Man of Wisdom himself the
City Mayor of the City of Ilagan,
Hon. JOSE M. "Jay" L. DIAZ





Contract Signing...

Signing of the contract agreement for the Bulk Water Supply with System Expansion and Septage Management Project for the City of Ilagan is officially SIGNED!



... with Hon. Vice Mayor Kiryll C. Bello, Sangguniang Panlungsod Members: Hon. Gaylor M. Malunay, Hon. Perlita G. Gaoiran, Hon. Harold P. Olalia and Hon. Joey L. Ramos

... with the various barangay captains and barangay officials/representatives of the different barangays of the City of Ilagan



With the different heads of the line agencies (BFP and SOCO) and the key personnel of the City Government of Ilagan



With the CIWD Board of Directors, LWUA Management Advisor and the Joint Ventures Selection Committee



With the team from Manila Water Phil. Ventures, Inc., the CIWD Board of Directors, CIWD-JVSC and some of the CIWD employees

Groundbreaking Ceremony...

The 2nd highlight of the day is the groundbreaking ceremony. It was participated by the Hon. City Mayor Josemarie L. Diaz, Hon. City Vice Mayor Kiryll C. Bello, Hon. SP Member Harold P. Olalia, CIW DGM Sherwin B. Quijano, CIW D BOD Vice Chairman Exequiel T. Bumatay, JVSC Chairman Oscar Wesley G. Rivero, and from Manila Water Philippine Ventures, Inc. – Engr. Christian Mhel Marcos and Ms. Maily Lynne Quinto



*It always seems impossible
until it's done*



Pictorials

Lunch was served to almost 300 crowd that marked the end of the activity. The weather was great. Sincerest gratitude to all the efforts that made the activity a success... and our heartfelt thanks to all the visitors and guests that took part in this milestone.





**FINANCE
&
COMMERCIAL
DIVISION**



Due to the circumstances brought about by the COVID-19 pandemic, the Finance and Commercial Division fell short with most of the targets for the year 2020. Despite the challenges encountered, the Division was able to surpass the management's expectations in water sales and billed service connections.

On March, April and October, the on-line and field collection was temporarily suspended due to the implementation of the Enhanced Community Quarantine (ECQ) and localized lockdowns in some barangays within the service area. This pandemic hampered most of the collection activities of the district. Bills payment center like Savemore and ECPay (True Money, GCash, Puregold Branches) has contributed to the district's collection activities. The increase in collection was attributed to these payment facilities. Aside from the on-line and field collection of CIWD, Landbank of the Philippines (LBP) also accepts payments of water bills of government agencies through the Automatic Debit Account facility.

The Finance and Commercial Division keeps, maintains and implements closed Internal Controls to ensure that the transactions are in accordance with proper accounting and auditing standards provided by the Commission on Audit (COA), Civil Service Commission (CSC), Department of Budget and Management (DBM), and Local Water Utilities Administration (LWUA).

The Finance and Commercial Division supported the Technical Divisions' projects and programs to improve the day-by-day lives of its consumers. This year, CIWD was focused on improving our services and upgrading the facilities to ensure that the consumers will be given 24/7 safe, potable and adequate water supply.



CITY OF ILAGAN WATER DISTRICT

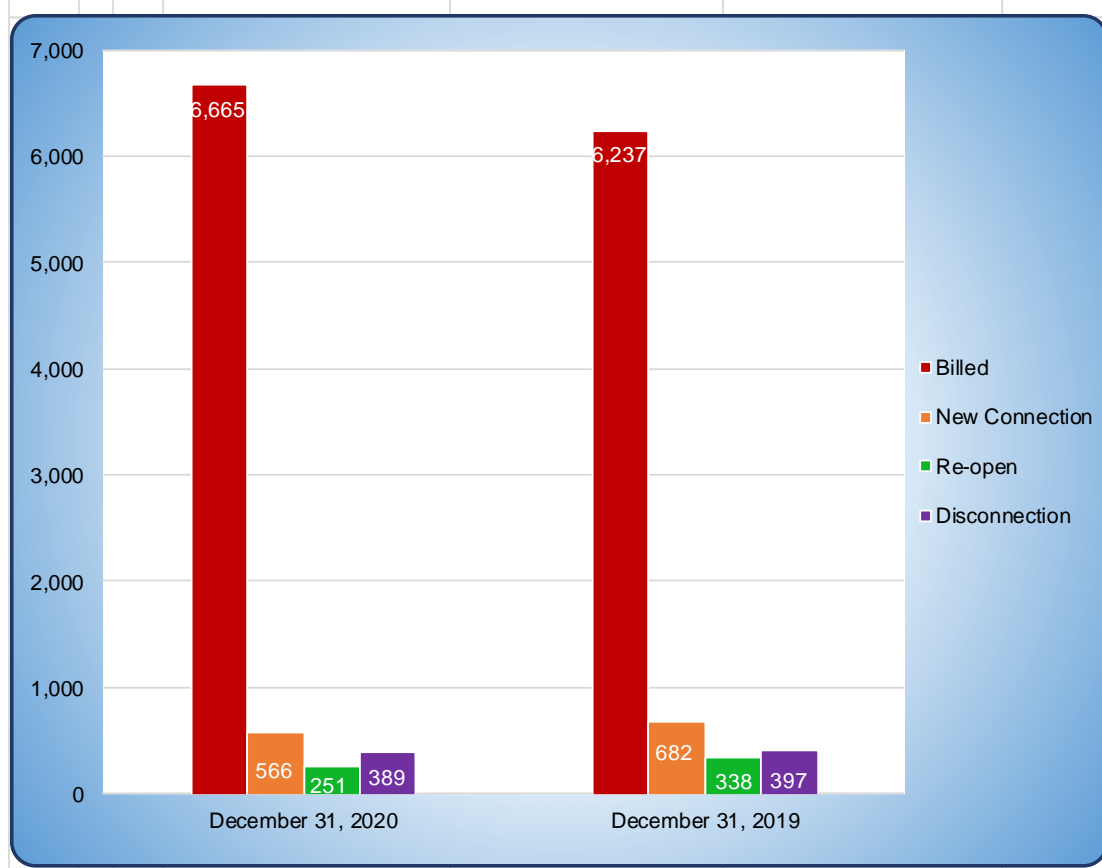
CCC 090

Brgy. Osmeña, City of Ilagan, Province of Isabela

Consolidated Statement of Service Connection

For the Year End December 31, 2020 & December 31, 2019

SERVICE CONNECTION	December 31, 2020	December 31, 2019
Billed	6,665	6,237
New Connection	566	682
Re-open	251	338
Disconnection	389	397




The above table shows significant increase versus 2019 Billed service Connection. There was a slight decrease for new service connections and reconnected service connections due to the lack of economic activity on 2020 during the implementation of Enhanced Community Quarantine caused by the pandemic. There was also an decrease in the disconnected service connections due to the non-implementation of the 2-months disconnection policy as the government approved Republic Act No. 11494 otherwise known as "Bayanihan to Recover As One Act" to give consumers extension and grace period for the payment of bills including water utilities.



CITY OF ILAGAN WATER DISTRICT
CCC 090
Brgy. Osmeña, City of Ilagan, Province of Isabela

Consolidated Statement of Billing
For the Year End December 31, 2020 & December 31, 2019

PARTICULARS	December 31, 2020	December 31, 2019
Consumption (cu.m)	1,395,511	1,286,835
Water Sales (peso)	68,916,797.58	64,346,491.30



As per 2020 Billing and Water Sales, there is slight increase on the consumption and water sales compared to 2019. Despite the lack of economic activity in the City of Ilagan, CIWD has attributed the increase to residential consumers as most of the students and employees are on Alternative Work Arrangement or Work from Home status during the quarantine period. In 2020, the CIWD now is looking forward to the construction of the new deepwell in Brgy. Alibagu to accommodate the water supply needs in the areas of Brgy. Baligatan and Brgy. Alibagu.

CITY OF ILAGAN WATER DISTRICT

CCC 090

TWO (2) YEAR COMPARATIVE BILLED SERVICE CONNECTIONS PER BARANGAY

For the year 2019 & 2020

Name of Barangays Served	2020	2019	Variance
1. Calamagui 1st	451	435	16
2. Calamagui 2nd	494	501	(7)
3. Guinatan	266	250	16
4. Sto. Tomas	35	33	2
5. Osmeña	302	305	(3)
6. San Vicente	400	408	(8)
7. Baligatan	593	574	19
8. Camunatan	81	75	6
9. Sta. Barbara	157	156	1
10. Centro	134	135	(1)
11. Baculud	533	501	32
12. Bagumbayan	262	252	10
13. Bliss	431	408	23
14. San Felipe	375	299	76
15. Alibagu	874	804	70
16. Alinguigan 2nd	268	233	35
17. Alinguigan 3rd	141	114	27
18. Marana 1st	222	214	8
19. Marana 2nd	17	13	4
20. Marana 3rd	80	69	11
21. San Andres	108	101	7
22. San Isidro	87	78	9
23. Tangcul	111	98	13
24. Sipay	87	77	10
25. Lullutan	65	53	12
26. Naguilian Sur	42	25	17
27. Nagulian Norte	49	26	23
TOTAL	6,665	6,237	428

CITY OF ILAGAN WATER DISTRICT
CONDENSED STATEMENT OF FINANCIAL POSITION
(ALL FUNDS)

As at December 31, 2020
(With Comparative Figures for CY 2019)

ASSETS	NOTE	2020	2019
CURRENT ASSETS			
Cash and Cash Equivalents	5	6,220,845.44	4,591,040.01
Receivables	7	12,300,041.65	8,769,523.67
Inventories	8	4,032,800.73	3,914,358.13
TOTAL CURRENT ASSETS		22,553,687.82	17,274,921.81
NON-CURRENT ASSETS			
Investments	6	625,000.00	625,000.00
Property, Plant and Equipment	9	72,233,813.23	76,476,040.56
Intangible Assets	10	356,894.00	454,406.40
TOTAL NON-CURRENT ASSETS		73,215,707.23	77,555,446.96
TOTAL ASSETS		95,769,395.05	94,830,368.77
LIABILITIES			
CURRENT LIABILITIES			
Financial Liabilities	11	9,390,759.40	9,420,639.12
Inter-Agency Payables	11	1,214,435.80	1,667,919.81
Trust Liabilities	11	3,048,592.37	2,613,960.37
Deferred Credits	11	1,476,021.62	1,501,268.67
Other Payables		-	-
TOTAL CURRENT LIABILITIES		15,129,809.19	15,203,787.97
NON-CURRENT LIABILITIES			
Financial Liabilities	11	19,175,816.79	26,815,751.79
TOTAL LIABILITIES		34,305,625.98	42,019,539.76
EQUITY			
Government Equity		15,850,159.15	14,751,549.15
Retained Earnings/(Deficit)		45,613,609.92	38,059,279.86
TOTAL EQUITY		61,463,769.07	52,810,829.01
TOTAL LIABILITIES AND EQUITY		95,769,395.05	94,830,368.77

CITY OF ILAGAN WATER DISTRICT									
DETAILED STATEMENT OF COMPREHENSIVE INCOME									
(ALL FUNDS)									
For the Year Ended December 31, 2020									
(With Comparative Figures for CY 2019)									
								2020	2019
REVENUE									
Service and Business Income									
Service Income									
								1,024,840.12	1,181,920.20
								1,196,833.61	1,275,404.13
								2,221,673.73	2,457,324.33
Business Income									
								68,303,746.37	65,718,335.51
								4,675.33	3,286.85
								1,425,263.59	1,741,916.89
								467,615.66	617,104.27
								70,201,300.95	68,080,643.52
								72,422,974.68	70,537,967.85
LESS: CURRENT OPERATING EXPENSES									
Personnel Services									
Salaries and Wages									
								(13,261,336.67)	(12,557,196.54)
								-	(310,800.00)
								(13,261,336.67)	(12,867,996.54)
Other Compensation									
								(1,209,545.45)	(1,208,612.90)
								(242,000.00)	(222,000.00)
								(242,000.00)	(222,000.00)
								(306,000.00)	(306,000.00)
								-	(36,000.00)
								(1,409,084.62)	(1,679,972.74)
								(1,110,272.40)	(2,055,473.00)
								(253,000.00)	(252,000.00)
								(1,115,630.00)	
								(911,903.20)	(704,777.94)
								(1,922,216.72)	(654,000.00)
								(8,721,652.39)	(7,340,836.58)
Personnel Benefit Contributions									
								(1,577,009.77)	(1,521,737.28)
								(60,500.00)	(60,000.00)
								(183,347.12)	(149,605.03)
								(60,600.00)	(61,103.34)
								(1,881,456.89)	(1,792,445.65)
Other Personnel Benefits									
								(829,279.26)	-
								(996,727.79)	(10,323.16)
								(489,564.59)	(689,297.79)
								(2,315,571.64)	(699,620.95)

Total Personnel Services					(26,180,017.59)	(22,700,899.72)
Maintenance and Other Operating Expenses						
Travelling Expenses						
Travelling Expenses					(766,459.30)	(787,159.87)
Training and Scholarship Expenses						
Training Expenses					(36,500.00)	(64,825.00)
Supplies and Materials Expenses						
Office Supplies Expenses					(256,693.00)	(191,485.25)
Accountable Forms Expenses					(189,850.59)	(215,142.63)
Medical, Dental and Laboratory Supplies Expenses					(56,011.00)	-
Fuel, Oil and Lubricants Expenses					(519,416.27)	(485,592.29)
Chemical and Filtering Supplies Expenses					(865,226.00)	(1,049,301.75)
Semi-Expendable Machinery and Equipment Expenses					(759,679.72)	(181,550.75)
Semi-Expendable Furniture, Fixtures and Books Expenses					(232,108.02)	(20,228.00)
Other Supplies and Materials Expenses					(102,088.15)	(45,964.87)
Total Supplies and Materials Expenses					(2,981,072.75)	(2,189,265.54)
Utility Expenses						
Water Expenses					(108,297.00)	(139,704.75)
Electricity Expenses					(10,777,919.73)	(12,146,460.55)
Total Utility Expenses					(10,886,216.73)	(12,286,165.30)
Communication Expenses						
Postage and Courier Services					(8,626.20)	(14,518.00)
Telephone Expenses					(231,355.42)	(236,482.70)
Internet Subscription Expenses					(173,308.56)	(130,961.36)
Cable, Satellite, Telegraph and Radio Expenses					(3,500.00)	(3,500.00)
Total Communication Expenses					(416,790.18)	(385,462.06)
Awards/Rewards, Prizes and Indemnities						
Awards/Rewards Expenses					-	-
Indemnities					-	(4,033.00)
Total Awards/Rewards, Prizes and Indemnities					-	(4,033.00)
Survey, Research, Exploration and Development Expenses						
Survey Expenses					-	-
Research, Exploration and Development Expenses					-	-
Total Survey, Research, Exploration and Development Expenses					-	-
Generation, Transmission and Distribution Expenses						
Generation, Transmission and Distribution Expenses					(4,612,498.61)	(4,498,061.92)
Confidential, Intelligence and Extraordinary Expenses						
Extraordinary and Miscellaneous Expenses					(88,047.86)	(59,268.83)
Professional Services						
Legal Services					(41,900.00)	(49,300.00)
Auditing Services					(43,669.50)	(61,834.15)
Consultancy Services					-	(11,000.00)
Total Professional Services					(85,569.50)	(122,134.15)
General Services						
Security Services					(358,000.00)	(332,000.00)
Other General Services					(13,755.00)	(8,149.00)
Total General Services					(371,755.00)	(340,149.00)
Repairs and Maintenance						
Repairs and Maintenance-Land Improvements					(102,212.38)	(103,467.54)
Repairs and Maintenance-Infrastructure Assets					(3,958,671.87)	(3,624,661.22)
Repairs and Maintenance-Buildings and Other Structures					(398,136.91)	(875,444.60)
Repairs and Maintenance-Machinery and Equipment					(842,342.27)	(725,471.00)
Repairs and Maintenance-Transportation Equipment					(139,483.00)	(157,720.00)

	Repairs and Maintenance-Furniture and Fixtures		(51,247.50)	(10,700.00)
	Total Repairs and Maintenance		(5,492,093.93)	(5,497,464.36)
	Taxes, Insurance Premiums and Other Fees			
	Taxes, Duties and Licenses		(1,017,858.83)	(773,305.09)
	Fidelity Bond Premiums		(20,250.00)	(17,250.00)
	Insurance Expenses		(180,996.74)	(100,112.73)
	Total Taxes, Insurance Premiums and Other Fees		(1,219,105.57)	(890,667.82)
	Labor and Wages			
	Labor and Wages		(416,202.94)	-
	Other Maintenance and Operating Expenses			
	Advertising, Promotional and Marketing Expenses		(41,869.00)	(54,805.00)
	Printing and Publication Expenses		(27,910.00)	(41,872.50)
	Representation Expenses		(40,040.05)	(109,605.03)
	Rent/Lease Expenses		(1,620,074.63)	(1,671,774.36)
	Membership Dues and Contributions to Organizations		-	(18,104.00)
	Donations		(1,943,195.56)	(3,687,863.95)
	Other Maintenance and Operating Expenses		(819,771.00)	(105,838.50)
	Total Other Maintenance and Operating Expenses		(4,492,860.24)	(5,689,863.34)
	Total Maintenance and Other Operating Expenses		(31,865,172.61)	(32,814,520.19)
	Financial Expenses			
	Financial Expenses			
	Interest Expenses		(466,316.69)	(1,382,998.75)
	Bank Charges		(650.00)	(1,000.00)
	Other Financial Charges		-	-
	Total Financial Expenses		(466,966.69)	(1,383,998.75)
	Non Cash Expenses			
	Depreciation			
	Depreciation-Land Improvements		(95,998.56)	(95,998.56)
	Depreciation-Infrastructure Assets		(3,755,401.98)	(3,475,568.58)
	Depreciation-Buildings and Other Structures		(614,094.75)	(577,019.23)
	Depreciation-Machinery and Equipment		(4,573,616.42)	(4,319,398.35)
	Depreciation-Transportation Equipment		(22,407.50)	(29,878.62)
	Depreciation-Furnitures, Fixtures and Books		(13,448.63)	(7,608.72)
	Total		(9,074,967.84)	(8,505,472.06)
	Amortization			
	Amortization-Intangible Assets		(132,512.40)	(98,312.40)
	Impairment Loss			
	Impairment Loss-Loans and Receivables		(79,665.15)	(8,171.42)
	Total Non Cash Expenses		(9,287,145.39)	(8,611,955.88)
	Total Expenses		(67,799,302.28)	(65,511,374.54)
	Net Income /(Loss)		4,623,672.40	5,026,593.31

CITY OF ILAGAN WATER DISTRICT									
DETAILED STATEMENT OF CASH FLOWS									
(ALL FUNDS)									
For the Year Ended December 31, 2020									
(With Comparative Figures for CY 2020)									
								2020	2019
CASH FLOWS FROM OPERATING ACTIVITIES									
Cash Inflows									
								66,142,560.21	67,074,815.75
								66,142,560.21	67,074,815.75
								437,432.00	462,034.00
								437,432.00	462,034.00
								66,003.56	62,536.20
								11,638.45	16,334.25
								54,365.11	6,836.85
									39,365.10
								66,645,995.77	67,599,385.95
Cash Outflows									
								37,589,892.37	36,241,926.43
								18,251,768.34	14,058,721.12
								19,338,124.03	22,183,205.31
								898,070.92	530,985.57
								898,070.92	530,985.57
								2,679,214.50	1,753,548.87
								2,679,214.50	1,753,548.87
								6,514,605.10	7,062,552.94
								8,803,422.87	8,662,205.02
								2,343,945.26	1,967,980.98
								4,280,215.78	4,358,339.60
								2,179,261.83	2,335,884.44
								2,800.00	1,924.00
								6,678.00	5,220.00
								56,494,683.76	54,258,362.83
Net Cash provided by/(Used in) Operating Activities								10,151,312.01	13,341,023.12

CASH FLOWS FROM INVESTING ACTIVITIES					
Cash Inflows					
Proceed from Short-Term Investments					
Total Cash Inflows				-	-
Cash Outflows					
Investment in Joint Venture				-	-
Purchase /construction of Property, Plant and Equipment				1,747,938.25	1,790,489.18
Purchase/Construction of Infrastructure Assets				51,923.91	67,716.96
Purchase of Machinery & Equipment				588,607.01	241,086.21
Purchase of Transportation Equipment				44,718.74	-
Development in Progress				33,250.00	-
Construction In Progress-Infrastructure Assets				1,029,438.59	1,481,686.01
Total Cash Outflows				1,747,938.25	1,790,489.18
Net Cash provided by/(Used in) Investing Activities				(1,747,938.25)	(1,790,489.18)
CASH FLOWS FROM FINANCING ACTIVITIES					
Cash Inflows					
Proceeds from Domestic & Foreign Loans				-	-
Total Cash Inflows				-	-
Cash Outflows					
Payment of Loan Amortization				6,306,601.64	8,217,954.64
Payment of Domestic Loans				6,306,601.64	8,217,954.64
Payment of interest on Loans & Other Financial Charges				466,966.69	1,383,998.75
Total Cash Outflows				6,773,568.33	9,601,953.39
Net Cash provided by/(Used in) Financing Activities				(6,773,568.33)	(9,601,953.39)
INCREASE/(DECREASE) IN CASH AND CASH EQUIVALENTS				1,629,805.43	1,948,580.55
ADD: CASH AND CASH EQUIVALENTS, JANUARY 1				4,591,040.01	2,642,459.46
CASH AND CASH EQUIVALENTS, DECEMBER 31				6,220,845.44	4,591,040.01

CITY OF ILAGAN WATER DISTRICT									
STATEMENT OF CHANGES IN EQUITY									
(ALL FUNDS)									
For the Year Ended December 31, 2020									
(With Comparative Figures for CY 2019)									
	Cumulative Translation Adjustment	Cumulative Changes in Fair Value of Investments	Revaluation Surplus	Retained Earnings/ (Deficit)	Contributed Capital	Share Capital	Share Premium	Government Equity	Total
Balance at January 1, 2019	-	-	-	32,688,705.10	14,517,549.15	-	-	234,000.00	47,440,254.25
Changes in Equity for 2019									-
Add/(Deduct):									
Issuances of Share Capital									-
Additional Capital from National Government									-
Members' Contribution									-
Comprehensive Income for the year				5,026,593.31					5,026,593.31
Dividends									-
Other Adjustments				343,981.45					343,981.45
Balance at December 31, 2019	-	-	-	38,059,279.86	14,517,549.15	-	-	234,000.00	52,810,829.01
Changes in Equity for 2020									-
Add/(Deduct):									
Issuances of Share Capital									-
Additional Capital from National Government									-
Members' Contribution									-
Comprehensive Income for the year				4,623,672.40					4,623,672.40
Dividends									-
Other Adjustments				2,930,657.66	1,098,610.00				4,029,267.66
Balance at December 31, 2020	-	-	-	45,613,609.92	15,616,159.15	-	-	234,000.00	61,463,769.07

**O P E R A T I O N S &
T E C H N I C A L
D I V I S I O N**



The CIWD (City of Ilagan Water District) has faced greater challenges this year because of many obstacles, and it seems that moving forward is difficult because of clouds of fears and uncertainties the whole world is currently facing, even at the onset of this year, due to the COVID-19 pandemic which has brought global chaos, panic and economic downturn. But despite all of these conditions (lockdowns, protocols, vaccine rollout, etc.), the CIWD (City of Ilagan Water District) management continues to move ahead, focus more with its service-oriented goals, and roles towards achieving customer needs and responding to their demands, while adhering to government set forth COVID-19 protocols.

Thriving during this pandemic period looks difficult to attain, but CIWD continue to fulfill its commitment towards implementing improvements and developments. Two (2) additional deepwell pumping stations went operational this year. Calamagui 1st Riverside PS well#2 started its full operation on February 27, 2020, while South Central School PS has started its operation on August 11, 2020. These two newly operated production wells have a combined output of 22 LPS (Liters Per Second) which modestly improves water supply at Barangays; Centro, Poblacion, Calamagui 1st, Calamagui 2nd, Osmeña and Baligatan service areas. Likewise, a 2 inches diameter distribution pipeline expansion for South Francisco Phase II, brgy. Alibagu and Puok 5, Brgy. Baligatan covering a length of 900 meters was completed on November 21, 2020. This project was carried out to address water demands of newly constructed and habited houses in the area and for potential clients. It is projected to meet the demands of 200 households.

The groundbreaking ceremony of the Joint Venture Agreement between the CIWD and Manila Water for the Bulk Water Supply with System Expansion and Septage Management Project was finally held on February 27, 2020. Though, the much anticipated and awaited implementation and construction period has been long delayed due to this pandemic period, still the management expressed its optimism that this project will soon come to reality.

Operations and Technical Division always play a vital role in the implementation of service-focused goals that can definitely deliver positive impact, to the customer of the CIWD (City of Ilagan Water District), when it comes to delivery of safe, adequate and potable water to its consumers. Though, unfriendly situations come along the way, like; the global pandemic, typhoons (Ulysses and Quinta) that severely hit the City of Ilagan, still this is not an options to set aside common goals and commitments required with an organization like the CIWD, which is mandated by the government to continuously give its best services for the interest of its clients and partner with the LGU, through its Corporate Social Responsibility (CSR).

Production and Water Quality Section, regularly conducts consistent periodic preventive maintenance alternately done to the twenty three (23) active pumping stations to give foresight of the operating condition of the well; like, pump efficiency, motor condition and drawdown/recovery status of the well, periodic cleaning of all elevated tanks for clean-up and removal of piled-up dirt/sediments to the ground and walls of the storage tank, sectional flushing activities to flushed out sediments and suspended solids that accumulated within the distribution pipeline at endpoints.

Leakages (mainline, service connection) greatly affect consistent delivery of water to the consumer, due to low water pressure, especially to households located at high

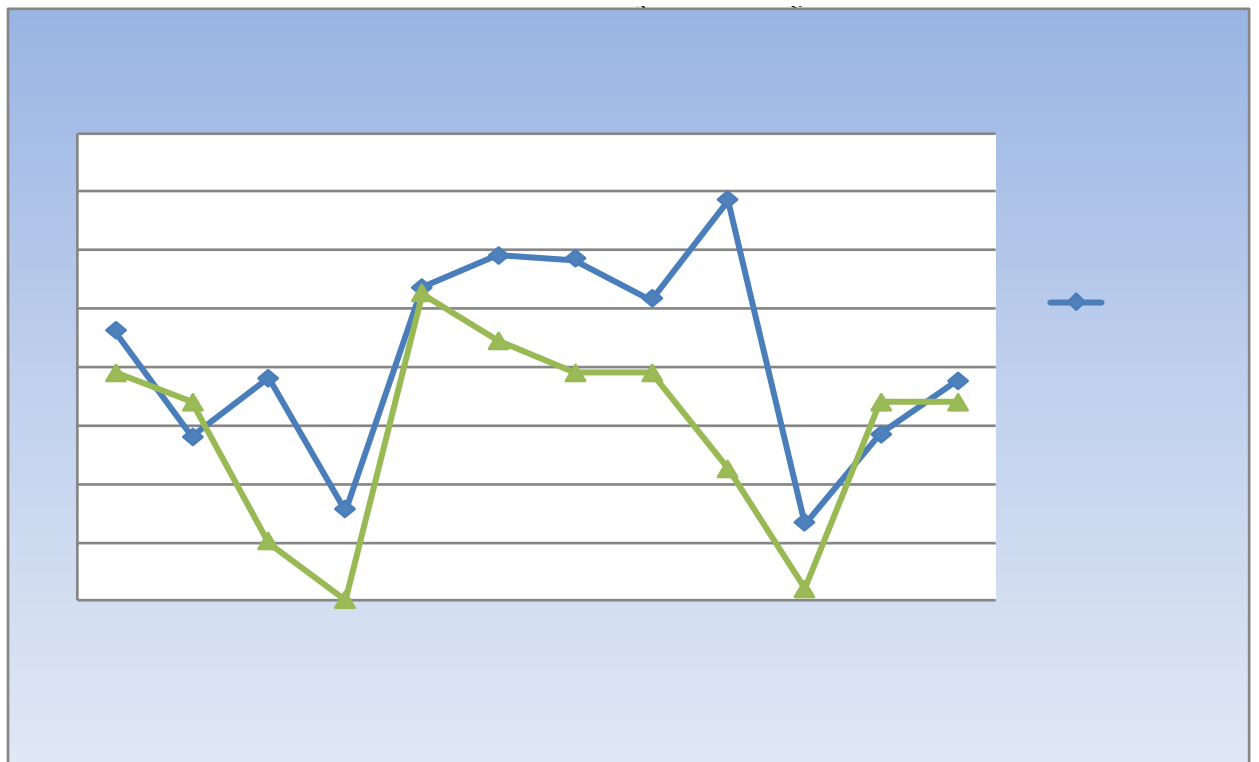
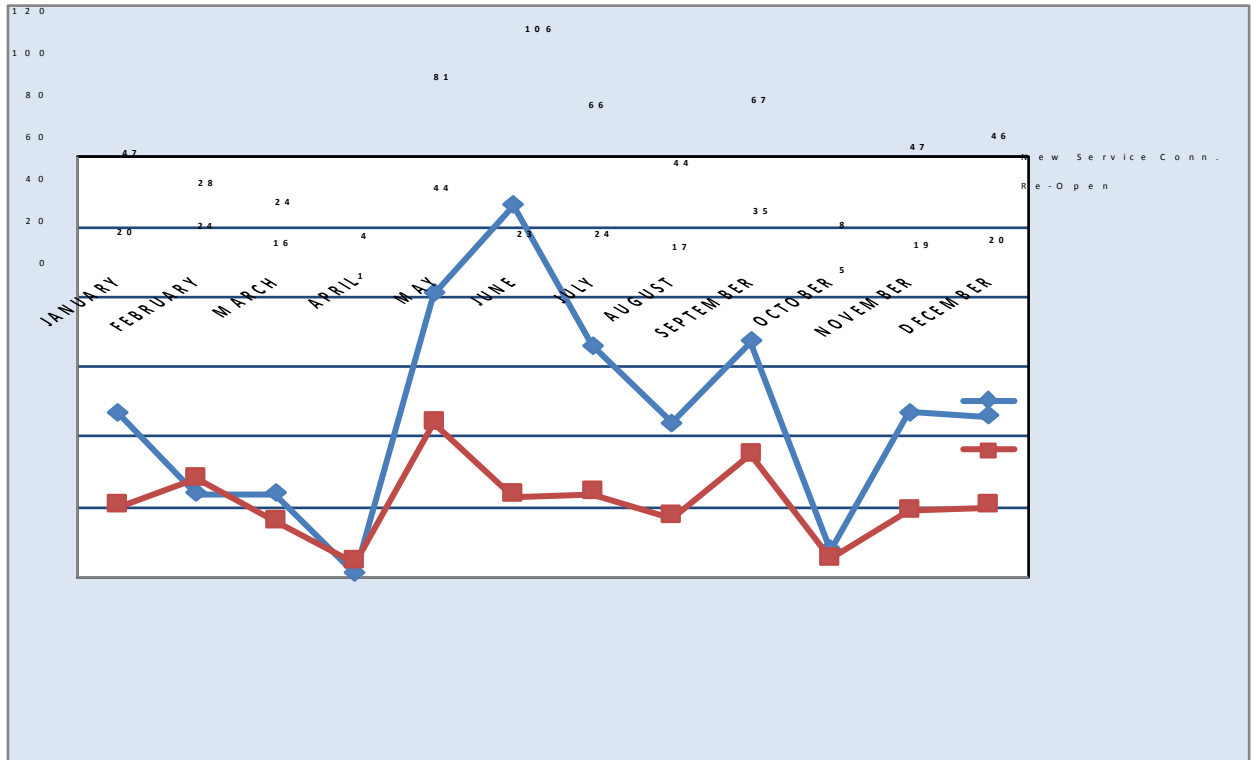
elevations. Technical and Engineering team installed several pressure gauges to strategic locations which will serve as monitoring points to immediately inform maintenance team of the presence of leak in a certain area. Early information can be useful for quicker response, mean time to restore certain leakages, and likewise reduction in the NRW (Non-Revenue Water). Throughout the whole year, there are 273 accounted mainline and 995 water service connection leakages being repaired.

Lastly, Operations and Technical Division always true to its dedication and commitments in achieving its goals, through; application of best practices, application of available solutions and implement improvements and developments towards achieving continuous delivery of safe, potable and adequate water supply from source down to the consumers.



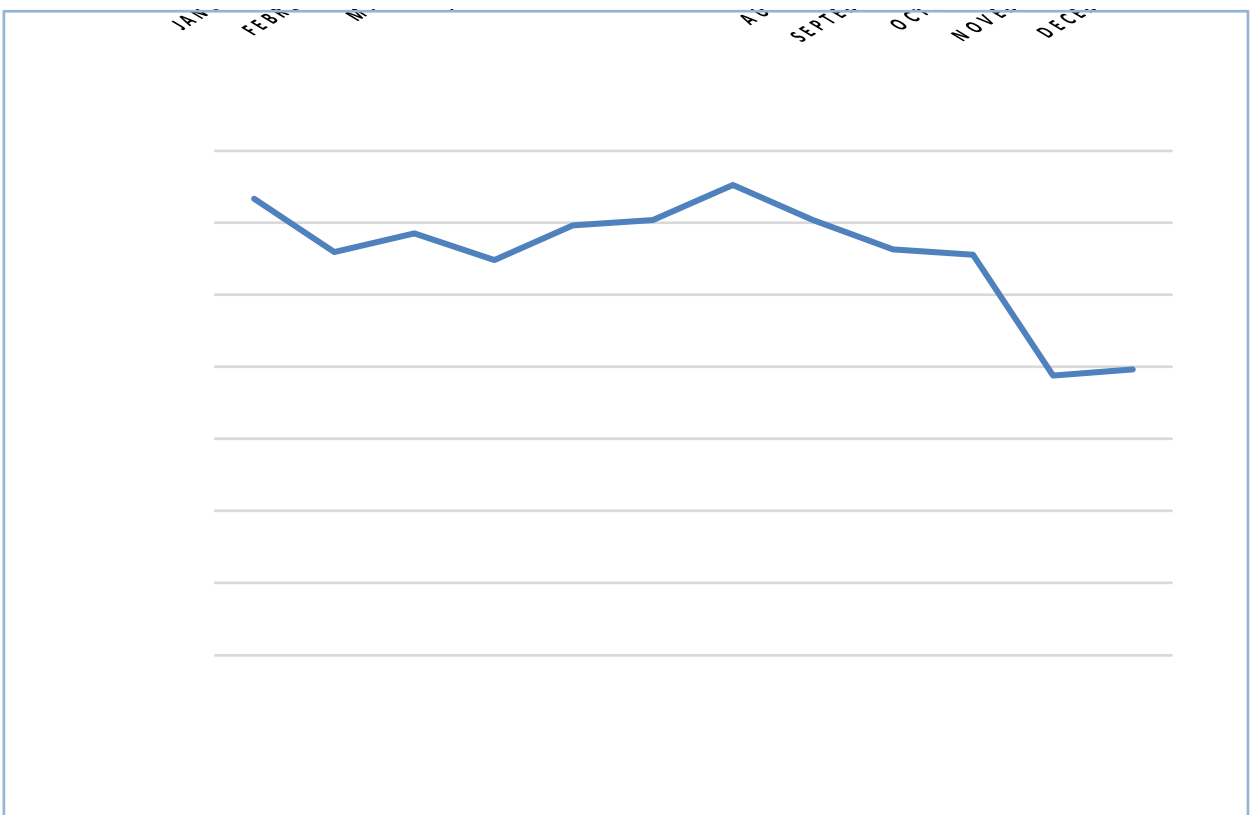
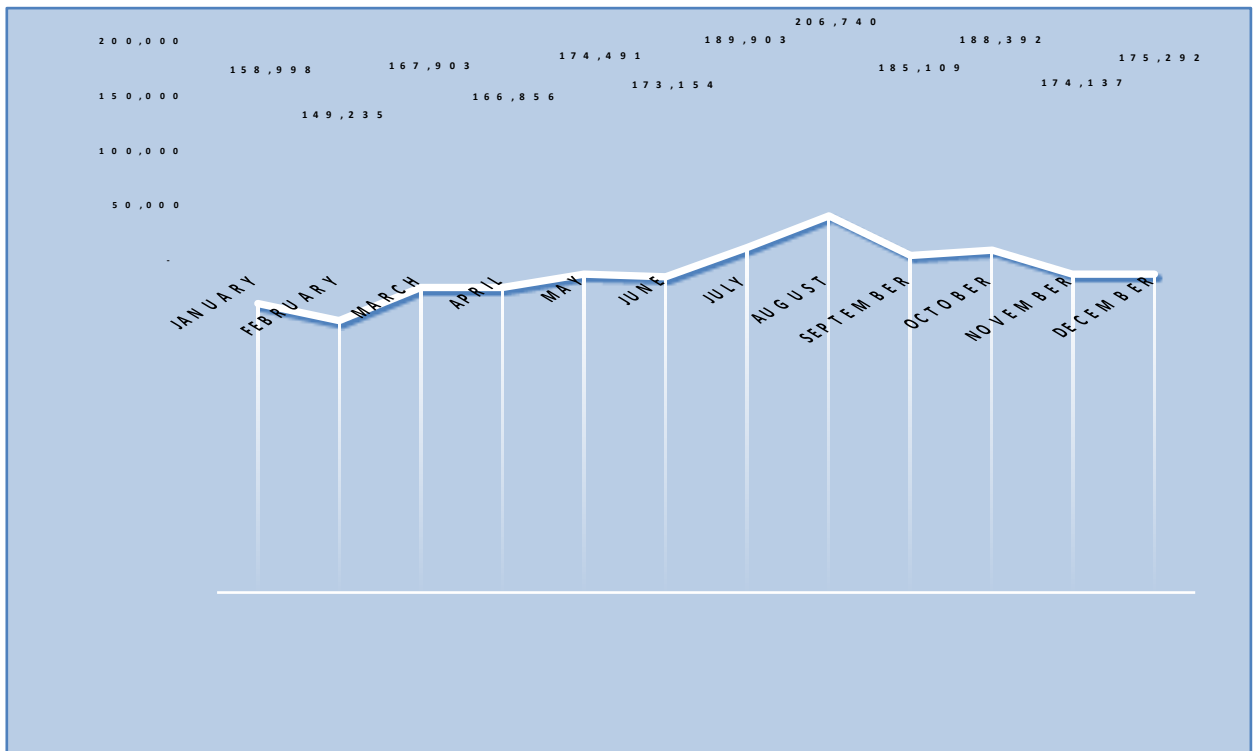
ENGINEERING AND CONSTRUCTION UNIT ACCOMPLISHMENT REPORT FY 2020

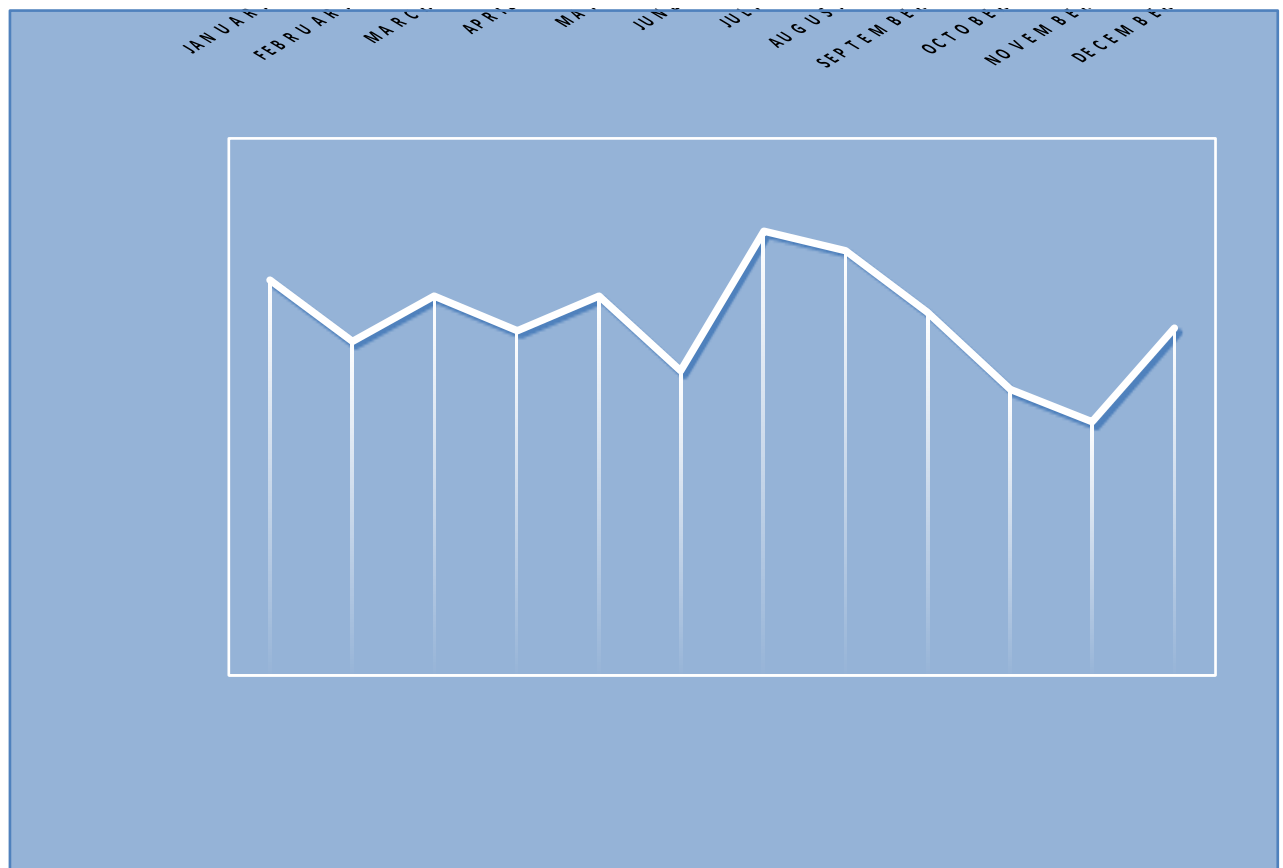
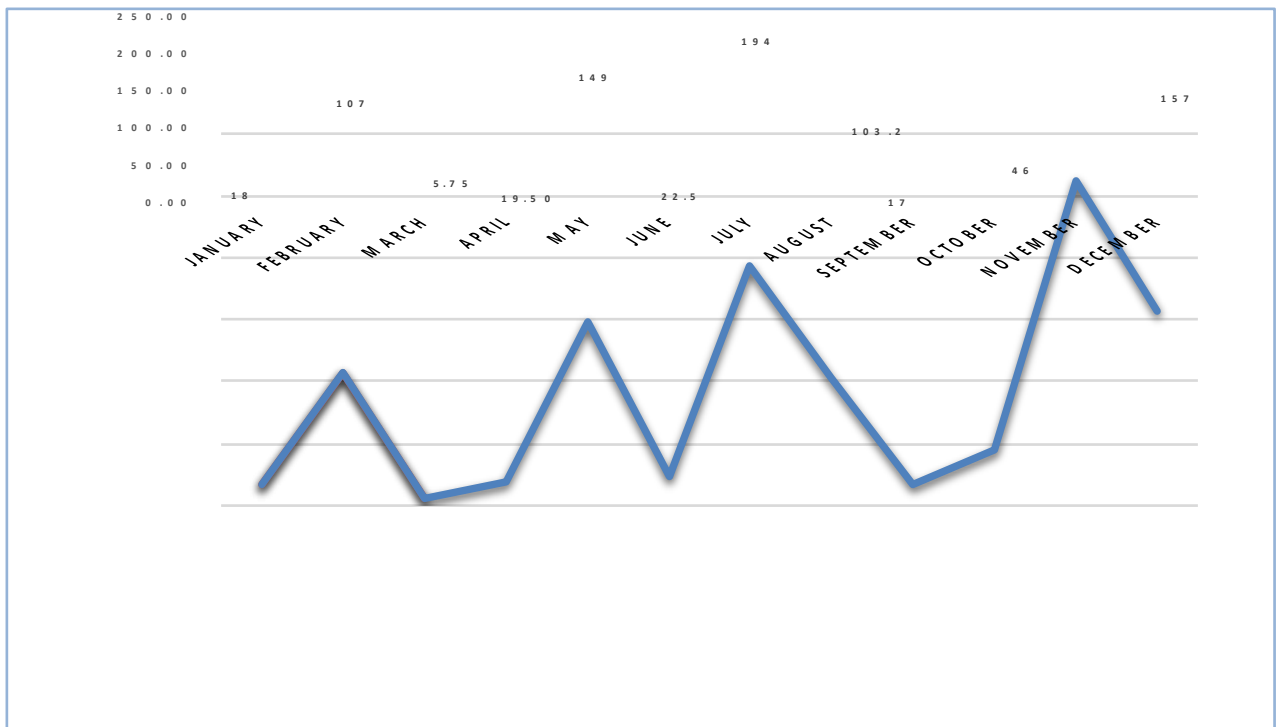
DESCRIPTION	JANUARY	FEBRUARY	MARCH	APRIL	MAY	JUNE	JULY	AUGUST	SEPTEMBER	OCTOBER	NOVEMBER	DECEMBER	TOTAL
NEW SERVICE CONNECTION INSTALLED	47	24	24	1	81	106	66	44	67	8	47	46	561
RE-OPEN	20	28	16	4	44	23	24	17	35	5	19	20	255
DISCONNECTION	32	29	22	27	37	40	30	41	56	0	39	30	383
MAIN LINE LEAK	24	23	24	26	19	24	21	28	31	24	15	14	273
SERVICE CONNECTION LEAK	92	56	76	31	107	118	117	103	137	26	57	75	995
SERVICE MATERIAL ESTIMATION	78	68	20	0	105	89	78	78	45	4	68	68	701
INSPECT METER/ METER													
CLEANING/METER CALIBRATION/ STUCK UP METER	115	40	24	0	208	173	74	98	65	1	74	58	930
RELOCATE METER/RE-TAP/TRANSFER CONNECTION	50	68	15	0	18	33	32	18	35	0	16	17	302
CHANGED METER	50	51	50	0	13	6	51	3	50	1	7	50	332
DIRTY WATER	40	34	32	4	52	71	26	29	12	10	15	10	335
LOW PRESSURE/ NO WATER	53	12	20	4	7	25	29	15	10	9	8	7	199
ILLEGAL CONNECTION	0	0	0	0	2	1	1	1	0	0	3	1	9

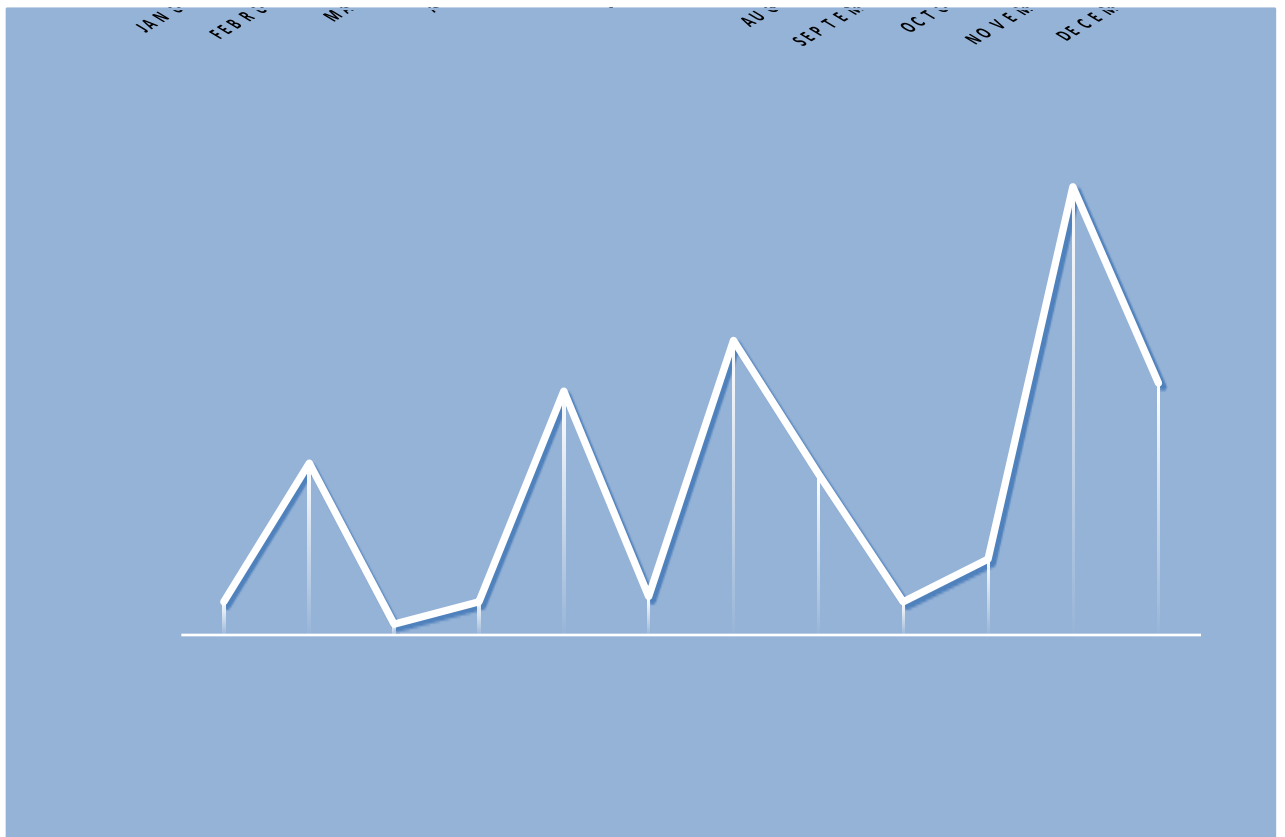
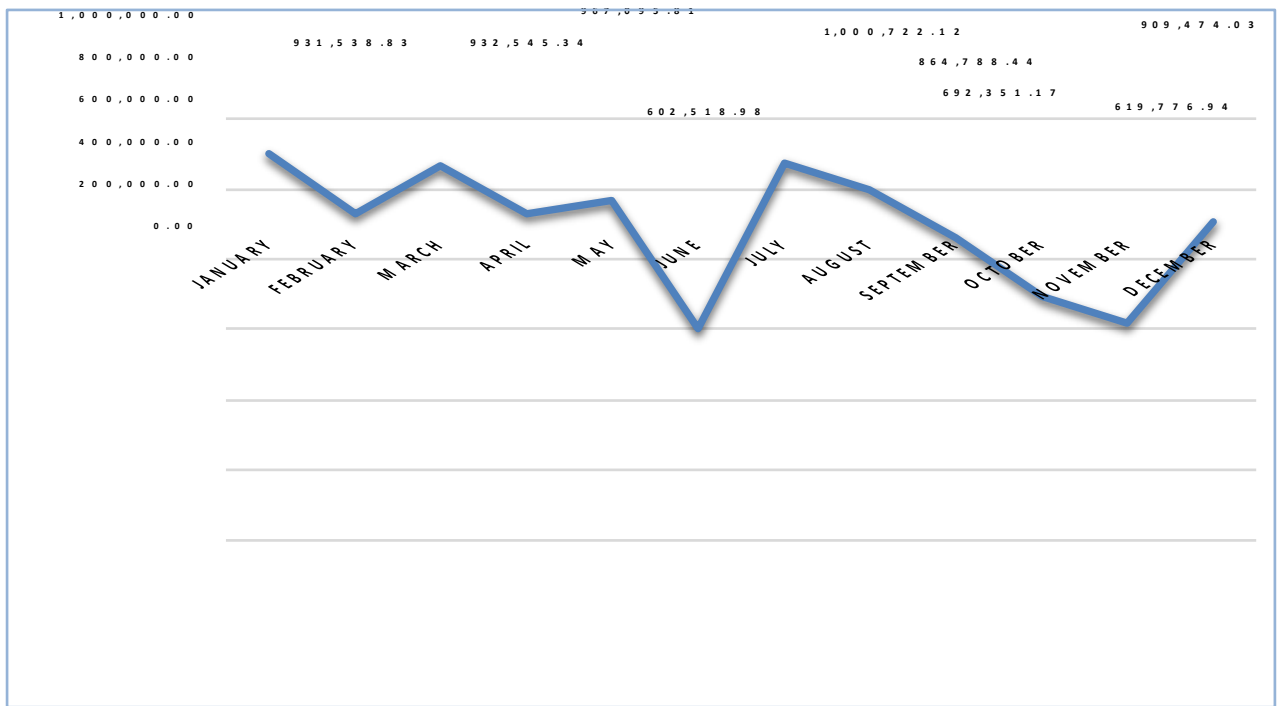


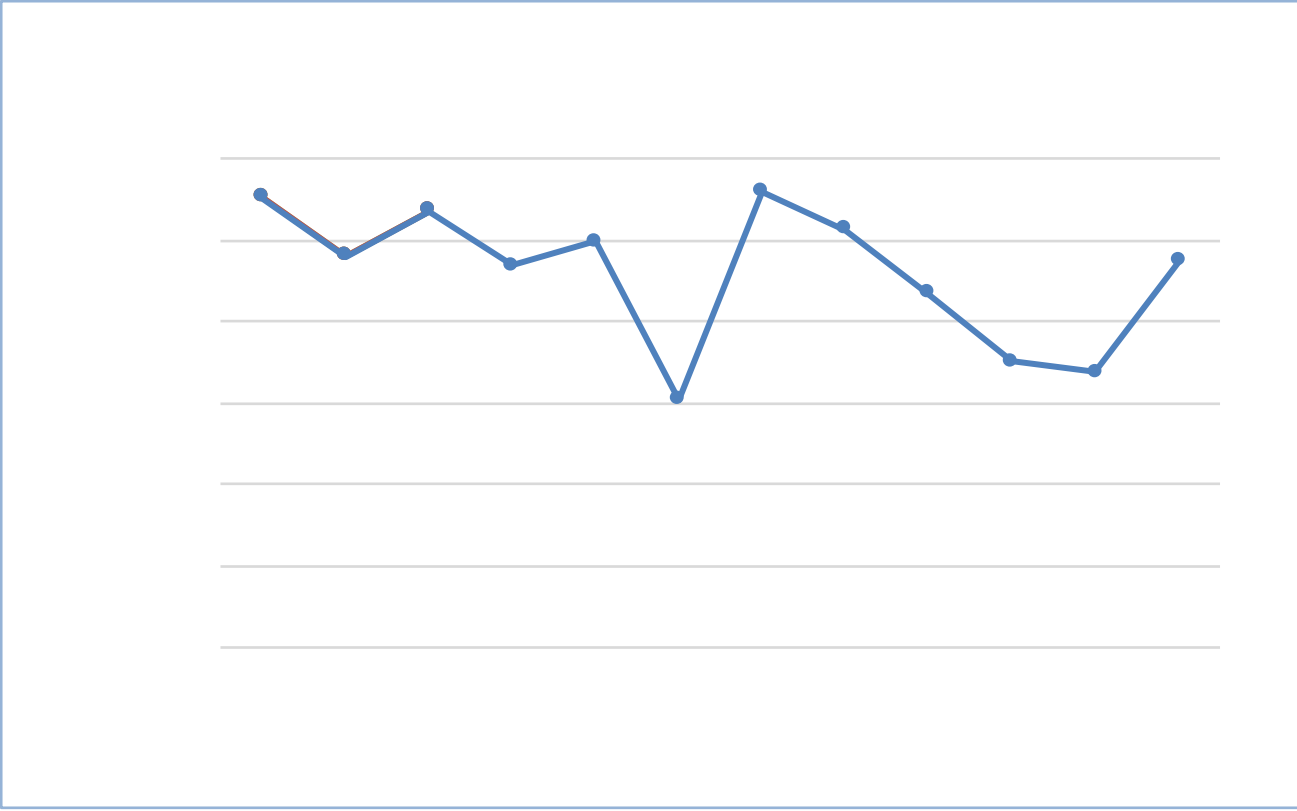
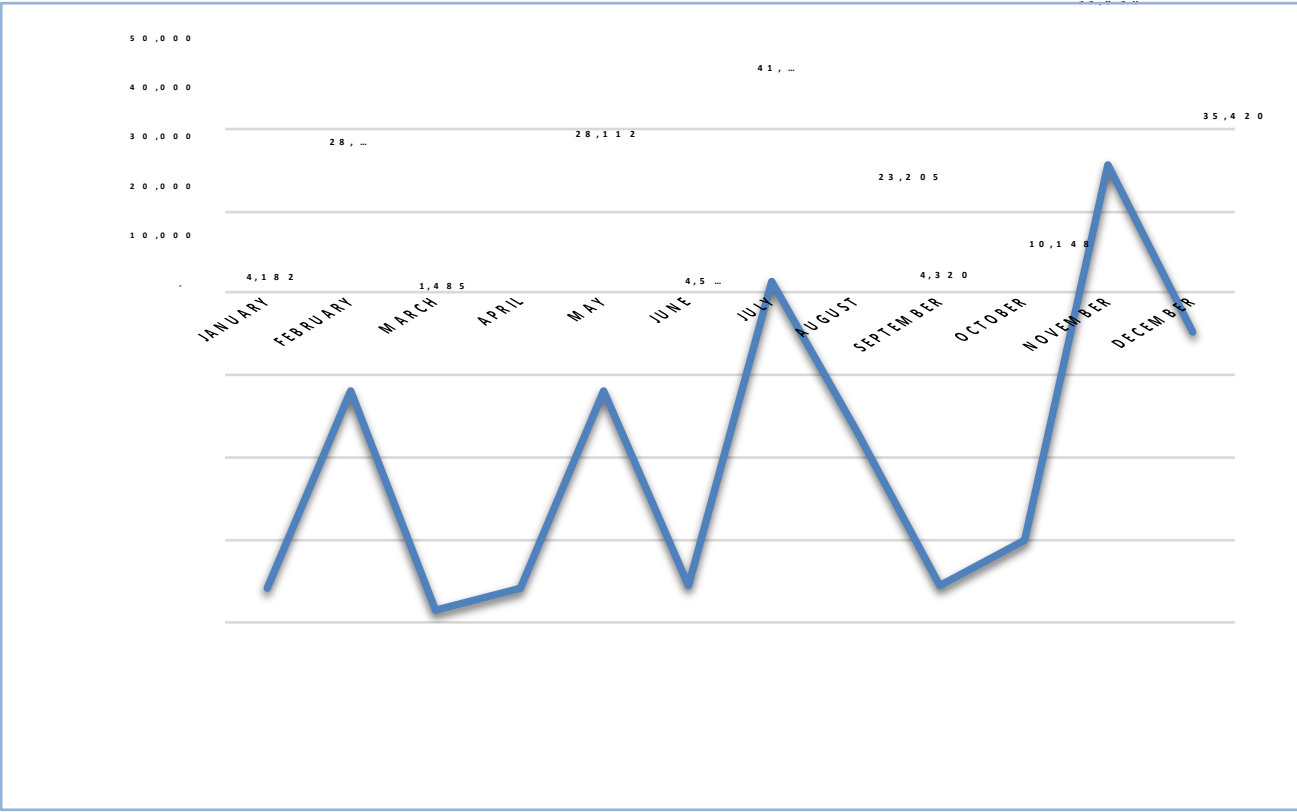
**PRODUCTION AND WATER QUALITY UNIT
ASSESSMENT REPORT
WELL CAPACITY-PRODUCTION-BILLED WATER-OPERATING HOURS
JANUARY TO DECEMBER 2020**

PARTICULARS	JANUARY	FEBRUARY	MARCH	APRIL	MAY	JUNE	JULY	AUGUST	SEPTEMBER	OCTOBER	NOVEMBER	DECEMBER	TOTAL
PRODUCTION (CU.M.)	158,998	149,235	167,903	166,856	174,491	173,154	189,903	206,740	185,109	188,392	174,137	175,292	2,110,210
MOTOR HOURS (HRS)	12,709	11,197	11,707	10,961	11,937	12,112.5	13,054.3	12,088	11,243	92,391	82,138	7,901	289,420
ENGINE HOURS (HRS)	18	107	5,75	19,50	149	22.5	194	103.2	17	46	262	157	1,100.95
POWER USED (KW/HR)	103,226	87,017	98,696	89,892	99,086	79,138	115,804	110,742	94,925	74,497	66,116	90,826	1,109,965
POWER COST (PESO)	1,100,508. 95	931,538.83	1,068,489 .88	932,545.34	967,095.81	602,518.98	1,076,369.33	1,000,722.12	864,788.44	692,351.17	619,776.94	909,474.03	10,766,179.8
FUEL USED (LITERS)	137	706	45	138	1,004	157	1,215	663	135	317	1,855	1,041	7,413
FUEL COST (PESO)	4,182	28,240	1,485	4,140	28,112	4,590	41,310	23,205	4,320	10,148	55,650	35,420	240,802
TOTAL OPERATING COST (PESO)	1,104,690. 95	959,778.83	1,069,974 .88	936,685.34	995,207.81	607,108.98	1,117,679.33	1,023,927.12	869,108.44	702,499.17	675,426.94	944,894	11,006,981.8









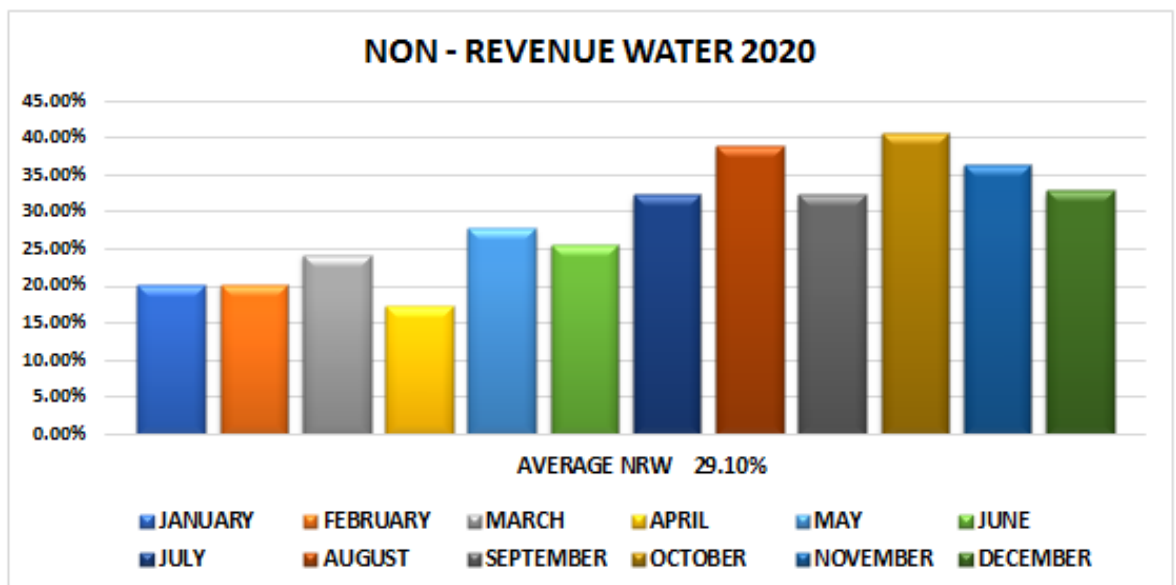
CITY OF ILAGAN WATER DISTRICT
CCC090
OPERATIONS AND TECHNICAL DIVISION
PRODUCTION AND WATER QUALITY UNIT

NON-REVENUE WATER (NRW) REPORT

For the Year 2020

MONTH		PRODUCTION A (cu.m)	BILLED WATER B (cu.m)	UNBILLED WATER C (cu.m)	ACCOUNTED WATER USE B+C (cu.m)	NRW (%)
1	JANUARY	158,998	107,140	19,984	127,124	20.05%
2	FEBRUARY	149,235	103,234	15,804	119,038	20.23%
3	MARCH	167,903	106,815	20,475	127,290	24.19%
4	APRIL	166,856	136,848	935	137,783	17.42%
5	MAY	174,491	123,074	2,871	125,945	27.82%
6	JUNE	173,154	124,008	4,671	128,679	25.69%
7	JULY	189,903	123,820	4,759	128,579	32.29%
8	AUGUST	206,740	121,217	4,983	126,200	38.96%
9	SEPTEMBER	185,109	121,299	4,023	125,322	32.30%
10	OCTOBER	188,392	108,012	3,620	111,632	40.74%
11	NOVEMBER	174,137	106,355	4,150	110,505	36.54%
12	DECEMBER	175,292	113,079	4,495	117,574	32.93%
AVERAGE NRW						29.10%

NOTE: NRW = (PRODUCTION - ACCOUNTED WATER USE) ÷ PRODUCTION x 100%



CITY OF ILAGAN WATER DISTRICT

CCC 090

OPERATIONS AND TECHNICAL DIVISION

PRODUCTION AND WATER QUALITY UNIT

ANNUAL MICROBIOLOGICAL TEST REPORT 2020

DESCRIPTION	JANUARY	FEBRUARY	MARCH	APRIL	MAY	JUNE	JULY	AUGUST	SEPTEMBER	OCTOBER	NOVEMBER	DECEMBER
1. Population actually served by utility	36,780	37,095	ECQ	ECQ	37,665	37,765	38,335	38,725	39,000	39,280	39,370	39,385
a. Number of total service connections	5,561	5,582	--0--	--0--	7,533	7,553	7,667	7,745	7,800	7,856	7,874	7,877
b. Average no. of persons/service connection	5	5	--0--	--0--	5	5	5	5	5	5	5	5
2. Required Minimum no. of Samples Monthly (1 sample for every 5,000 population)+2	10	10	--0--	--0--	10	10	10	10	10	10	10	10
3. Sample Requirement												
a. Number of Samples Examined	10	10	--0--	--0--	10	10	10	10	10	10	10	10
b. Percent to minimum required(3a/2x100)	100%	100%	--0--	--0--	100%	100%	100%	100%	100%	100%	100%	100%
4.1 Multiple Tube Fermentation Technique												
a. No. of samples showing presence of coliform	0	0	--0--	--0--	0	0	0	0	0	0	0	0
b. Percent(%) to samples examined	0%	0%	--0--	--0--	0%	0%	0%	0%	0%	0%	0%	0%
4.2 Fecal Coliform Test (FCT)												
a. Number of samples showing presence of fecal organisms with mpn/100ml value of 1.10 more	0	0	--0--	--0--	0	0	0	0	0	0	0	0
b. Meets Standard	YES	YES	--0--	--0--	YES	YES	YES	YES	YES	YES	YES	YES
4.3 Heterotrophic Plate Count (HPC)												
a. Number of HPC tests conducted	10	10	--0--	--0--	10	10	10	10	10	10	10	10
b. No. of samples w/HPC value of <500CFU/ml.	10	10	--0--	--0--	10	10	10	10	10	10	10	10
c. Meets Standard(if c is 100% or more.)	YES	YES	--0--	--0--	YES	YES	YES	YES	YES	YES	YES	YES

PREVENTIVE MAINTENANCE IN DIFFERENT PUMPING STATIONS

ALIBAGU ELEMENTARY SCHOOL PUMPING STATION



N H A II P U M P I N G S T A T I O N



PREVENTIVE MAINTENANCE IN BAGUMBAYAN PUMPING STATION DIFFERENT PUMPING STATIONS



PREVENTIVE MAINTENANCE IN ISABELA SPORTS COMPLEX PUMPING DIFFERENT PUMPING STATIONS



WELL DRILLING IN
CALAMAGUI 1ST RIVERSIDE WELL #2
(FEBRUARY 27, 2020)



WELL DRILLING IN CALAMAGUI SOUTH
CENTRAL ELEMENTARY PUMPING STATION

WELL # 2 (AUGUST 11, 2020)



BALIGATAN AND SOUTH FRANCISCA PHASE II
BRGY. BALIGATAN, PUROK 5
PIPELINE EXPANSION AND RESTORTION WORK



STORAGE TANK CLEANING, COLLECTION OF
WATER SAMPLES AND LAYING OUT OF
MOSQUITO NET





MAIN LINE LEAK AND SERVICE
CONNECTION LEAK REPAIR
IN FRONT OF SKYPARK ALIBAGU
ACTIVITIES



B E S I D E R H U I N B R G Y . S A N V I C E N T E



C O C A F L A P L A N T F L U S H I N G A C T I V I T I E S



**SAFETY HEALTH PROTOCOLS IMPLEMENTED INSIDE THE CITY OF
ILAGAN WATER DISTRICT PREMISES DUE TO THE COVID 19 PANDEMIC**

